



Murano Grande

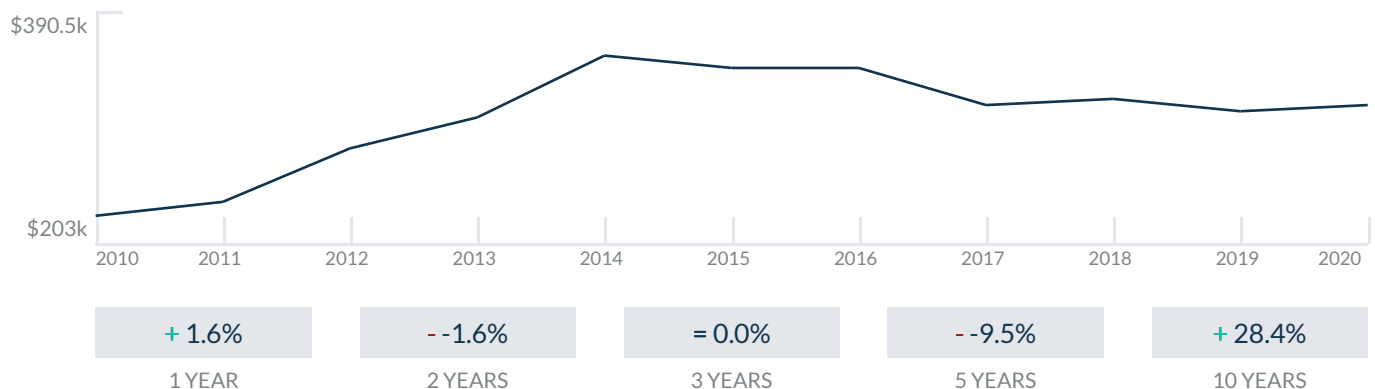
400 Alton Rd
Miami Beach, FL 33139

Every month we compile this comprehensive market report focus on Murano Grande in this convenient and easy to read format. Our datas comes from more than six different sources including MLS Associations, County Offices and Financial Institutions. Get this report for free every month on our website muranograndecondosforsale.com.

Property Stats

POSTAL CODE 33139

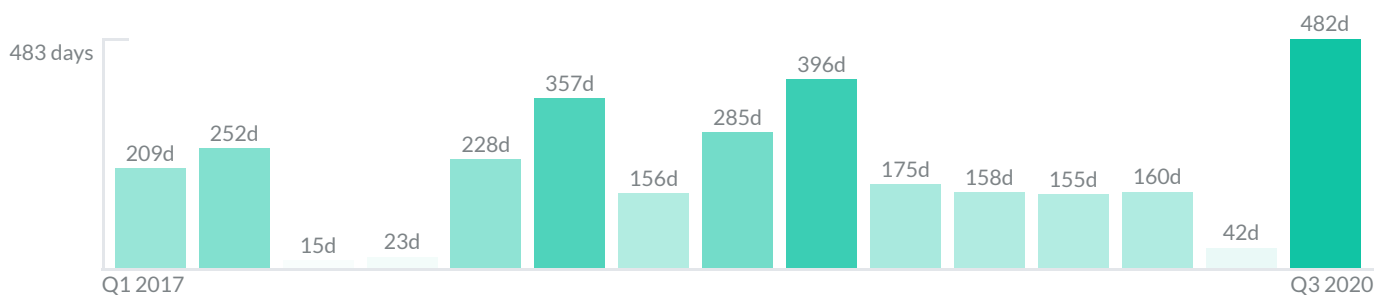
The property stats graph represents the median price evolution since ten years in your postal code area.



Similar Properties

DAYS ON THE MARKET

Everyday 3 months we monitor how many days it takes for similar properties to be sold. This is also a good indicator to know when to buy or sale!



Mortgage Rates

PER YEAR

Understanding mortgage economics is important when you want to buy with a loan. Below is the historical yearly average mortgage rates in the Unites States retrieved from Freddie Mac©

30 YEARS FIXED 4.4%



15 YEARS FIXED 3.9%



5/1-YEAR ADJUSTABLE 3.9%



Schools

CLOSEST

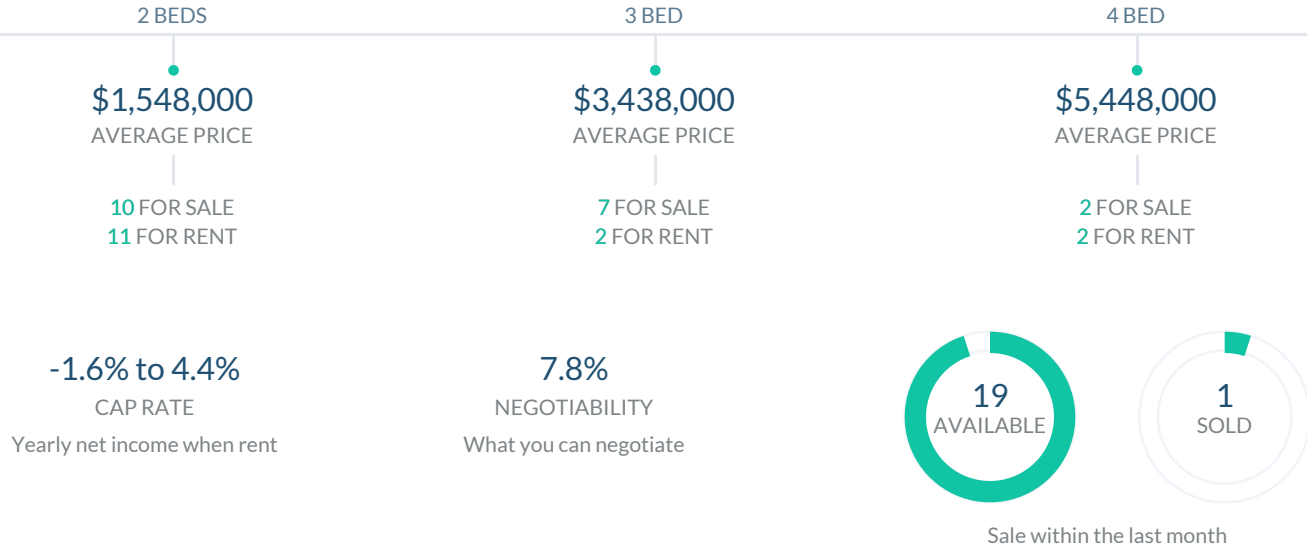
Having good schools nearby is important if you have kids or plan to rent or sell your home. Ratings are retrieved from the leading independent and nonprofit GreatSchools©

ELEMENTARY SCHOOL	MIDDLE SCHOOL	HIGH SCHOOL
School For Advanced Studies-Wolfeboro	Aspira Eugenio Maria De Hostos Youth Leadership Charter School	MS Academy
10/10	1/10	10/10

Insights

IN MURANO GRANDE

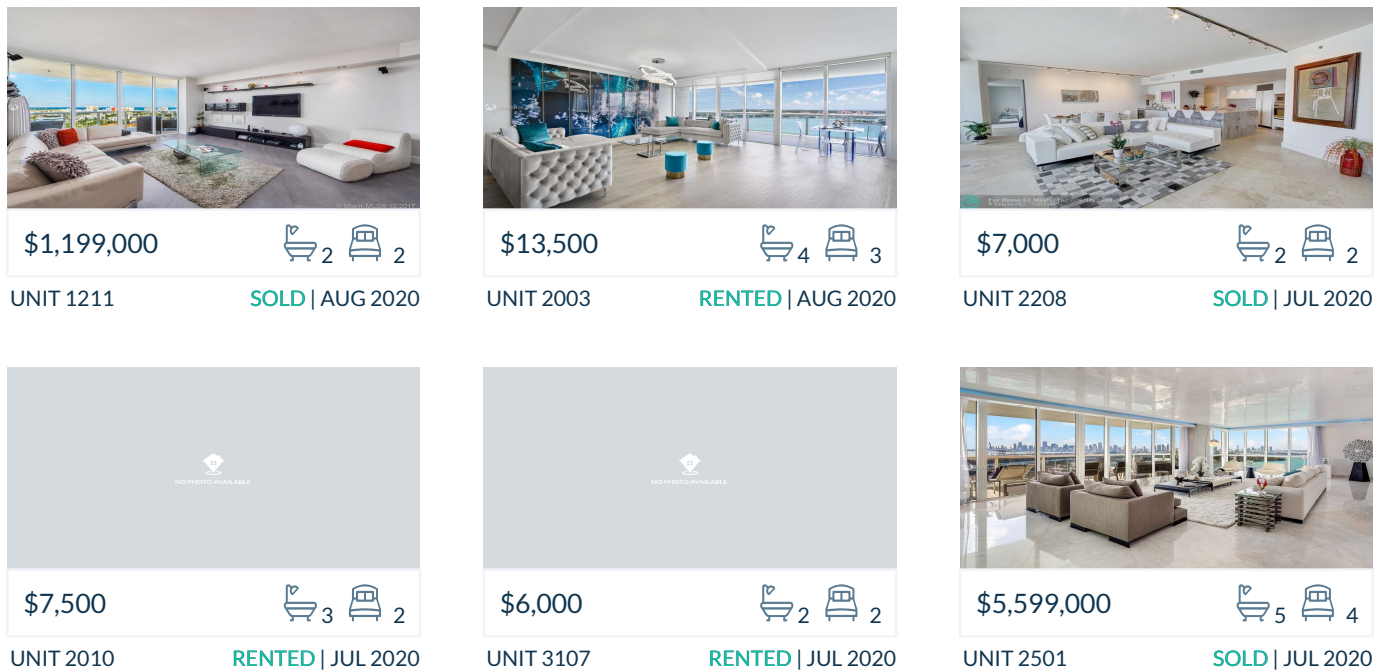
Below the average listing prices of available unit per property type.



Activity

SOLD OR RENTED

Below the latest transactions reported by the local MLS Association for Murano Grande



Sold

LAST 20 PROPERTIES SOLD IN MURANO GRANDE

Unit	Price	Beds/Baths	\$/Sqft	Sqft	Buying Date	Days on Market
1211	\$1,199,000	2/2	\$727.1	1,649	Aug 2020	935
2208	\$7,000	2/2	\$4.4	1,600	Jul 2020	28
2501	\$5,599,000	4/5	\$1,407.1	3,979	Apr 2020	42
709	\$699,000	2/2	\$486.4	1,437	Mar 2020	38
1402	\$1,349,000	2/3	\$719.9	1,874	Feb 2020	250
1105	\$1,190,000	2/2	\$850.0	1,400	Feb 2020	151
707	\$724,900	2/2	\$437.2	1,658	Jan 2020	202
2904	\$4,000,000	3/4	\$1,345.0	2,974	Dec 2019	103
PH25...	\$895,000	2/2	\$622.8	1,437	Dec 2019	57
2410	\$1,495,000	2/3	\$965.8	1,548	Nov 2019	146
3403	\$4,395,000	3/4	\$1,338.3	3,284	Nov 2019	121
711	\$800,000	2/2	\$485.1	1,649	Oct 2019	347
611	\$775,000	2/2	\$470.0	1,649	Sep 2019	39
1502	\$1,499,000	2/3	\$799.9	1,874	Sep 2019	22
2406	\$2,995,000	2/3	\$1,479.7	2,024	Aug 2019	285
501	\$1,650,000	2/2	\$823.8	2,003	Jul 2019	316
601	\$1,695,000	2/3	\$846.2	2,003	Jul 2019	129
1704	\$1,675,000	2/3	\$1,175.4	1,425	Apr 2019	175
2607	\$1,350,000	2/2	\$767.5	1,759	Jan 2019	396
1110	\$1,150,000	2/2	\$742.9	1,548	Dec 2018	373

Rented

LAST 20 PROPERTIES RENTED IN MURANO GRANDE

Unit	Price	Beds/Baths	\$/Sqft	Sqft	Rented Date	Days on Market
2003	\$13,500	3/4	\$4.4	3,058	Aug 2020	81
2010	\$7,500	2/3	\$4.8	1,548	Jun 2020	55
3107	\$6,000	2/2	\$3.4	1,759	Jun 2020	26
2002	\$6,000	2/3	\$3.2	1,874	Mar 2020	23
2110	\$15,000	4/6	\$4.7	3,197	Feb 2020	300
1805	\$6,000	2/2	\$4.3	1,400	Feb 2020	103
1001	\$9,000	2/3	\$4.5	2,003	Feb 2020	63
2509	\$6,800	2/2	\$4.7	1,437	Feb 2020	46
505	\$5,400	2/2	\$3.9	1,400	Feb 2020	63
2504	\$13,999	3/4	\$4.7	2,974	Jan 2020	196
1609	\$5,400	2/2	\$3.8	1,437	Dec 2019	59
2409	\$6,300	2/2	\$4.3	1,457	Dec 2019	318
1102	\$7,100	2/3	\$3.8	1,874	Nov 2019	437
3603	\$19,000	3/4	\$5.8	3,284	Oct 2019	183
1104	\$5,700	2/3	\$4.0	1,425	Oct 2019	31
1205	\$6,000	2/2	\$4.3	1,400	Oct 2019	62
1001	\$8,000	2/3	\$4.0	2,003	Oct 2019	37
2101	\$17,999	4/6	\$4.5	3,979	Sep 2019	115
TH-1M	\$5,500	1/2	\$4.2	1,310	Sep 2019	39
502	\$5,400	2/3	\$2.9	1,874	Jul 2019	51

Currently Listed

ACTIVE LISTINGS 1/2

Unit	Price	Beds/Baths	\$/Sqft	Sqft	Listing Date	Owner
LPH3	\$3,990,000	3/4	\$1,215.0	3284	Aug 2020	N/A
LPH3...	\$24,900/mth	4/5	\$6.3	3979	Jul 2020	MORENO US...
511	\$5,300/mth	2/2	\$3.2	1649	Aug 2020	N/A
809	\$4,900/mth	2/2	\$3.4	1437	Aug 2020	CARLOS RAM...
809	\$875,000	2/2	\$608.9	1437	Aug 2020	CARLOS RAM...
811	\$6,500/mth	2/2	\$3.9	1649	Aug 2020	KNH MG LLC...
1001	\$2,425,000	2/3	\$1,210.7	2003	Jul 2020	HAMZA KURA...
1005	\$4,800/mth	2/2	\$3.4	1400	Aug 2020	N/A
1005	\$875,000	2/2	\$625.0	1400	Aug 2020	N/A
1011	\$1,275,000	2/2	\$773.2	1649	Aug 2020	N/A
1203	\$3,690,000	3/4	N/A	N/A	Jul 2020	ROBERT HIBBS
1205	\$5,900/mth	2/2	\$4.2	1400	Jul 2020	N/A
1205	\$1,250,000	2/2	\$892.9	1400	Jul 2020	N/A
1206	\$1,999,000	3/3	\$987.6	2024	Aug 2020	N/A
1206	\$12,900/mth	3/3	\$6.4	2024	Aug 2020	N/A
1411	\$1,040,000	2/2	\$630.7	1649	Aug 2020	SYLOR LLC C/...
1411	\$5,500/mth	2/2	\$3.3	1649	Aug 2020	SYLOR LLC C/...
1505	\$6,000/mth	2/2	\$4.3	1400	Aug 2020	DEV MOTWANI
1605	\$5,500/mth	2/2	\$3.9	1400	Jun 2020	N/A
1610	\$1,495,000	2/3	\$965.8	1548	Jul 2020	JOSEPH A FLA...

Currently Listed

ACTIVE LISTINGS 2/2

Unit	Price	Beds/Baths	\$/Sqft	Sqft	Listing Date	Owner
1704	\$8,000/mth	2/3	\$5.6	1425	Aug 2020	DESLAY INVE...
1711	\$6,500/mth	2/2	\$3.9	1649	Jul 2020	TIMOTHY J H...
1801	\$2,495,000	3/3	\$1,245.6	2003	Jul 2020	DAVIDE ACC...
1908	\$2,495,000	2/3	\$1,559.4	1600	Jul 2020	LEON DAVID...
2003	\$3,950,000	3/4	\$1,291.7	3058	Jun 2020	ANA BOLIVAR
2403	\$3,950,000	3/4	\$1,291.7	3058	Aug 2020	CHARLES MIC...
2409	\$6,500/mth	2/2	\$4.5	1457	Aug 2020	N/A
2409	\$1,450,000	2/2	\$1,009.0	1437	Jul 2020	N/A
2604	\$3,995,000	4/5	\$1,343.3	2974	Jul 2020	MATTHEW JO...
2604	\$15,000/mth	4/5	\$5.0	2974	Jul 2020	MATTHEW JO...
2607	\$2,300,000	2/3	\$1,387.2	1658	Jul 2020	N/A
3203	\$3,990,000	3/4	N/A	N/A	Aug 2020	N/A
3403	\$15,900/mth	3/4	\$4.8	3284	Jul 2020	MICHAEL A B...
3601	\$6,900,000	4/6	\$1,734.1	3979	Aug 2020	MORENO US...