



## Murano Grande

400 Alton Rd  
Miami Beach, FL 33139

Every month we compile this comprehensive market report focus on Murano Grande in this convenient and easy to read format. Our datas comes from more than six different sources including MLS Associations, County Offices and Financial Institutions. Get this report for free every month on our website [muranograndecondosforsale.com](http://muranograndecondosforsale.com).

## Property Stats

POSTAL CODE 33139

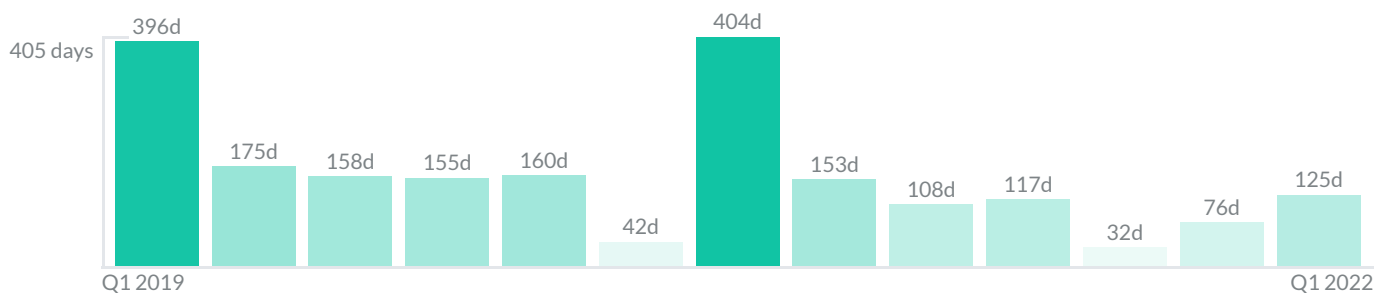
The property stats graph represents the median price evolution since ten years in your postal code area.



## Similar Properties

DAYS ON THE MARKET

Everyday 3 months we monitor how many days it takes for similar properties to be sold. This is also a good indicator to know when to buy or sale!

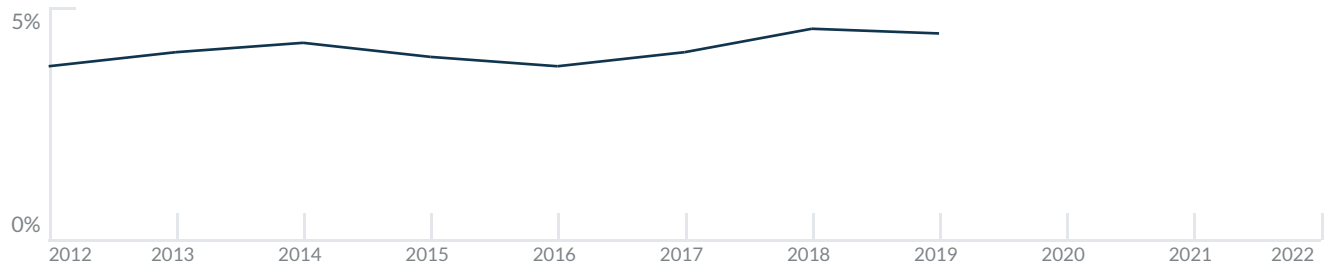


# Mortgage Rates

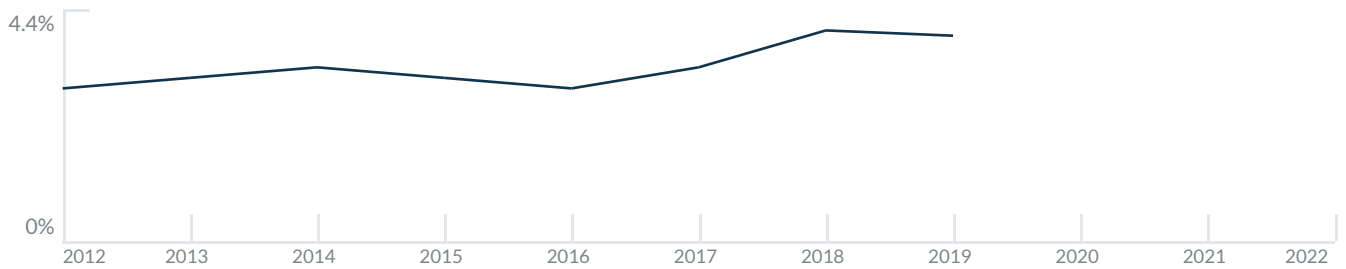
PER YEAR

Understanding mortgage economics is important when you want to buy with a loan. Below is the historical yearly average mortgage rates in the Unites States retrieved from Freddie Mac©

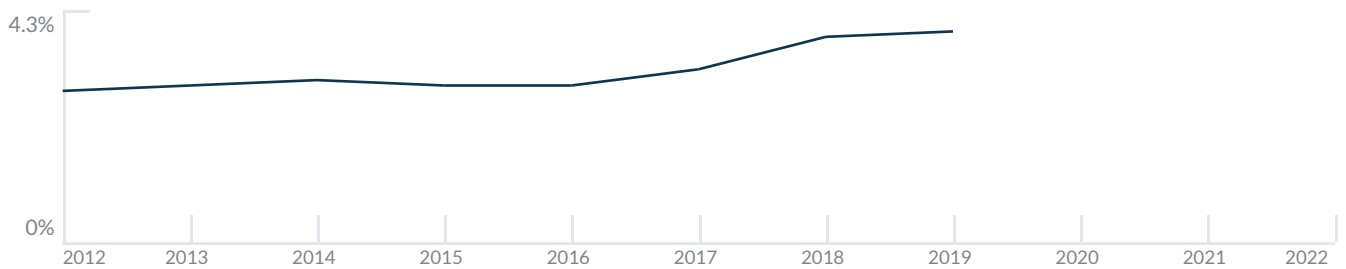
30 YEARS FIXED 4.4%



15 YEARS FIXED 3.9%



5/1-YEAR ADJUSTABLE 3.9%



# Schools

CLOSEST

Having good schools nearby is important if you have kids or plan to rent or sell your home. Ratings are retrieved from the leading independent and nonprofit GreatSchools©

ELEMENTARY SCHOOL	MIDDLE SCHOOL	HIGH SCHOOL
School For Advanced Studies-Wolfeboro	Aspira Eugenio Maria De Hostos Youth Leadership Charter School	MS Academy
10/10	1/10	10/10

# Insights

IN MURANO GRANDE

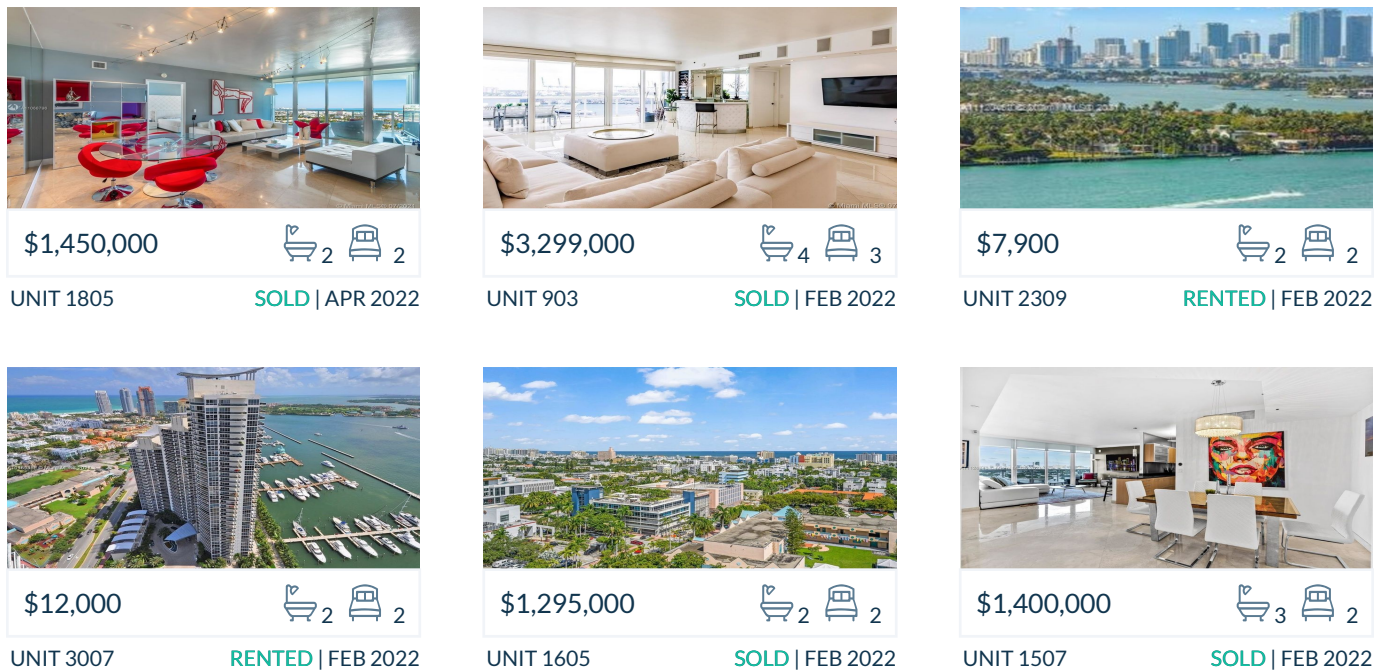
Below the average listing prices of available unit per property type.



# Activity

SOLD OR RENTED

Below the latest transactions reported by the local MLS Association for Murano Grande



## Sold

LAST 20 PROPERTIES SOLD IN MURANO GRANDE

Unit	Price	Beds/Baths	\$/Sqft	Sqft	Buying Date	Days on Market
1805	\$1,450,000	2/2	\$1,035.7	1,400	Mar 2022	181
903	\$3,299,000	3/4	\$1,078.8	3,058	Jan 2022	136
1605	\$1,295,000	2/2	\$925.0	1,400	Jan 2022	57
1507	\$1,400,000	2/3	\$844.4	1,658	Dec 2021	3
2407	\$1,850,000	2/2	\$1,115.8	1,658	Dec 2021	209
1202	\$1,599,000	2/3	\$853.3	1,874	Dec 2021	14
1506	\$2,600,000	2/3	\$1,284.6	2,024	Dec 2021	23
TH-1A	\$1,300,000	2/4	\$697.4	1,864	Dec 2021	88
2003	\$3,950,000	3/4	\$1,291.7	3,058	Nov 2021	9
PH25...	\$1,650,000	2/2	\$1,148.2	1,437	Nov 2021	308
1003	\$3,300,000	3/4	\$1,079.1	3,058	Nov 2021	18
2804	\$3,950,000	3/4	\$1,328.2	2,974	Oct 2021	12
809	\$999,999	2/2	\$695.9	1,437	Jul 2021	83
1705	\$1,399,000	2/2	\$999.3	1,400	Jul 2021	11
1504	\$1,985,000	2/2	\$1,393.0	1,425	Jul 2021	2
1510/...	\$3,750,000	4/5	\$1,173.0	3,197	Jun 2021	624
2104	\$3,995,000	3/4	\$1,343.3	2,974	Jun 2021	52
407	\$879,000	2/2	\$530.2	1,658	Jun 2021	210
1711	\$1,299,000	2/2	\$787.8	1,649	Jun 2021	5
1106	\$2,300,000	2/3	\$1,136.4	2,024	May 2021	122

## Rented

LAST 20 PROPERTIES RENTED IN MURANO GRANDE

Unit	Price	Beds/Baths	\$/Sqft	Sqft	Rented Date	Days on Market
2309	\$7,900	2/2	\$5.5	1,437	Jan 2022	75
3007	\$12,000	2/2	\$6.8	1,759	Jan 2022	2
1001	\$13,000	2/3	\$6.5	2,003	Dec 2021	8
1003	\$25,000	3/4	\$8.2	3,058	Dec 2021	12
1011	\$7,500	2/2	\$4.5	1,649	Nov 2021	8
1407	\$8,500	2/3	\$5.1	1,658	Nov 2021	32
411	\$8,250	2/2	\$5.0	1,649	Nov 2021	40
809	\$7,995	2/2	\$5.6	1,437	Aug 2021	13
1205	\$10,500	2/2	\$7.5	1,400	Jul 2021	44
1505	\$7,500	2/2	\$5.4	1,400	Jun 2021	11
1809	\$7,500	2/2	\$5.2	1,437	Jun 2021	29
905	\$6,500	2/2	\$4.6	1,400	Jun 2021	68
1405	\$10,500	2/2	\$7.5	1,400	Jun 2021	28
2604	\$20,000	4/5	\$6.7	2,974	Jun 2021	12
705	\$5,800	2/2	\$4.1	1,400	May 2021	7
1104	\$8,500	2/3	\$6.0	1,425	May 2021	10
1011	\$7,200	2/2	\$4.4	1,649	May 2021	21
1709	\$7,500	2/2	\$5.2	1,437	Apr 2021	44
2504	\$14,900	3/4	\$5.0	2,974	Feb 2021	125
807	\$6,000	2/2	\$3.6	1,658	Feb 2021	1

## Currently Listed

ACTIVE LISTINGS 1/2

Unit	Price	Beds/Baths	\$/Sqft	Sqft	Listing Date	Owner
TH-4M	\$10,000/mth	1/2	\$7.6	1310	Dec 2021	
TH-3A	\$7,500/mth	2/4	\$3.9	1912	Feb 2022	STEPHEN CO...
TH-4M	\$10,000/mth	1/2	\$7.6	1310	Feb 2022	
TH-3M	\$10,500/mth	1/2	\$8.0	1310	Feb 2022	LISA COHN
503	\$3,050,000	3/4	\$997.4	3058	Feb 2022	N/A
504	\$1,725,000	2/3	\$1,210.5	1425	Feb 2022	N/A
505	\$1,400,000	2/2	\$1,000.0	1400	Feb 2022	N/A
509	\$3,195,000	3/4	\$1,208.9	2643	Feb 2022	JASON KAPLA...
905	\$7,995/mth	2/2	\$5.7	1400	Apr 2022	ISLAND MILL...
1004	\$2,999,000	2/3	\$2,104.6	1425	Apr 2022	MICHAEL L RI...
1203	\$24,000/mth	3/4	\$7.8	3058	Feb 2022	ROBERT HIBBS
1205	\$1,600,000	2/2	\$1,142.9	1400	Apr 2022	N/A
1704	\$2,700,000	2/3	\$1,894.7	1425	Apr 2022	DESLAY INVE...
1709	\$10,000/mth	2/2	\$7.0	1437	Apr 2022	N/A
2110	\$19,900/mth	4/6	\$6.2	3197	Feb 2022	LLC AUCKLAN...
2211	\$2,099,000	2/2	\$1,272.9	1649	Feb 2022	DAVID HAYN...
2309	\$1,250,000	2/2	\$869.9	1437	Sep 2021	N/A
2409	\$12,099/mth	2/2	\$8.4	1437	Oct 2021	N/A
2411	\$1,995,000	2/2	\$1,209.8	1649	Feb 2022	NICHOLAS SA...
2506	\$3,700,000	3/3	\$1,828.1	2024	Feb 2022	FREDRIC H M...

## Currently Listed

---

ACTIVE LISTINGS 2/2

Unit	Price	Beds/Baths	\$/Sqft	Sqft	Listing Date	Owner
2607	\$2,100,000	2/3	\$1,266.6	1658	Feb 2022	N/A
2801	\$7,250,000	3/5	\$1,822.1	3979	Feb 2022	EDWARD J G...
3103	\$4,500,000	3/4	\$1,471.6	3058	Feb 2022	LUCIANO PR...